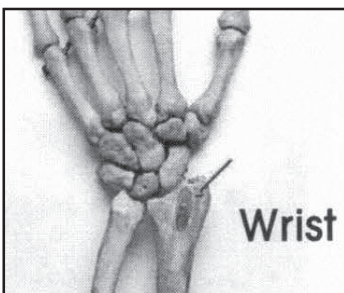
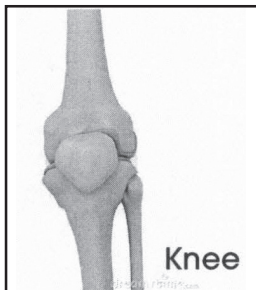
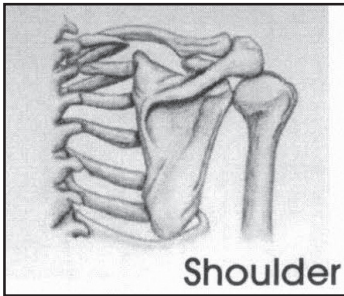
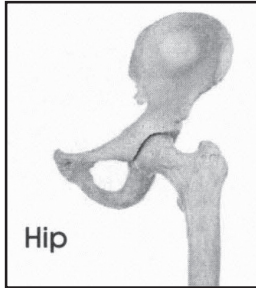


Arthrogram/Joint Injection

An arthrogram/joint injection is an exam that uses contrast and image guidance to visualize a joint and its components in the body.

This exam can also be done for pain management.



Patient Prep:

No diet restrictions.

May take routine medications with a small amount of water.

Procedure:

You may be asked to change into a hospital gown. You will then be taken into the imaging room and positioned by the technologist.

The technologist will use a cleansing solution to cleanse the skin of the joint to be examined.

The physician will numb the skin with lidocaine. A needle will be placed into the joint and contrast media (dye) will be injected into the joint space.

The joint will be imaged after the contrast injection and the needle will be removed.

Procedure time is approximately 30 minutes.

If this is being done for pain management, a steroid will be injected during the procedure.

For Your Information:

Upon your dismissal we ask that you “pamper” your arm or leg for 24 hours after the procedure. The joint may feel “tight” for several hours following the procedure. You will be given discharge instructions.

You must arrange for a driver after your procedure. This person must be able to drive you home and be able to give you some assistance.

The Radiologist will “read” the scan and give the results to your doctor. Your doctor will share the results of this test with you in 2-3 days. If you have any questions feel free to ask the doctor.

If you have any questions about your preparation, please call (815) 300-1099



The way you *should* be treated.

1900 Silver Cross Blvd • New Lenox IL 60451
(815) 300-1099